



**HAL**  
open science

## Online Particle Filtering of Stochastic Volatility

Hana Baili

► **To cite this version:**

Hana Baili. Online Particle Filtering of Stochastic Volatility. World Congress on Engineering & Computer Science 2010 (WCES'10), Oct 2010, San Francisco, United States. pp.936-941. hal-00535723

**HAL Id: hal-00535723**

**<https://hal-centralesupelec.archives-ouvertes.fr/hal-00535723>**

Submitted on 12 Nov 2010

**HAL** is a multi-disciplinary open access archive for the deposit and dissemination of scientific research documents, whether they are published or not. The documents may come from teaching and research institutions in France or abroad, or from public or private research centers.

L'archive ouverte pluridisciplinaire **HAL**, est destinée au dépôt et à la diffusion de documents scientifiques de niveau recherche, publiés ou non, émanant des établissements d'enseignement et de recherche français ou étrangers, des laboratoires publics ou privés.

# Online Particle Filtering of Stochastic Volatility

Hana Baili \*

*Abstract*—A method for online estimation of the volatility when observing a stock price is proposed. This is based on modeling the volatility dynamics as a stochastic differential equation that is constructed using a technique from the control theory [1]. Identification of the model parameters using the observations is proposed afterwards [2]. It is based on some stochastic calculus. Volatility estimation is then reformulated as a filtering problem. An alternative filter instead of the optimal one is proposed since the latter is not computationally feasible. It is based on samples (or particles) drawn by discretization of the stochastic volatility model. Besides, the main feature that makes online particle filtering possible is analytic resolution of the Fokker-Planck equation for the current return. To the best of our knowledge, such technique for modeling together with online filtering of the volatility are quiet novel. The method is implemented on real data: the Heng Seng index price; this shows a period of relatively high volatility that corresponds obviously to the Asiatic crisis of October 1997.

*Keywords:* stochastic volatility, stochastic differential equations, Fokker-Planck equation, particle filtering.

## 1 Introduction

Let  $S = (S_t)_{t \in \mathbb{R}_+}$  be an  $\mathbb{R}_+$ -valued semimartingale based on a filtered probability space  $(\Omega, \mathcal{F}, (\mathcal{F}_t)_{t \in \mathbb{R}_+}, \mathbb{P})$  which is assumed to be continuous. The process  $S$  is interpreted to model the price of a stock. A basic problem arising in Mathematical Finance is to estimate the price volatility, i.e. the square of the parameter  $\sigma$  in the following stochastic differential equation

$$dS_t = \mu S_t dt + \sigma S_t dW_t$$

where  $W = (W_t)_{t \in \mathbb{R}_+}$  is a Wiener process. It turns out that the assumption of a constant volatility does not hold in practice. Even to the most casual observer of the market, it should be clear that volatility is a random function of time which we denote  $\sigma_t^2$ . Itô's formula for the return  $y_t = \log(S_t/S_0)$  yields

$$dy_t = \left( \mu - \frac{\sigma_t^2}{2} \right) dt + \sigma_t dW_t \quad y_0 = 0 \quad (1)$$

The main objective is to estimate in discrete real-time one and only one particular sample path of the volatility process using one and only one observed sample path of the return. As regards the drift  $\mu$ , it is constant but unknown. Under the so-called risk-neutral measure, the drift is a riskless rate which is

well known; actually one finds that  $\mu$  does not cancel out, for instance, when calculating conditional expectations in a filtering problem. For this argument no change of measure is required, we work directly in the original measure  $\mathbb{P}$ , and  $\mu$  has to be estimated from the observed sample path of the return as well.

## 2 A model for the stochastic volatility

We assume prior information about the unknown process  $\sigma_t^2$  of instantaneous volatility: a parametric model for its autocorrelation function

$$\gamma(\tau) = D \exp(-\alpha|\tau|) \quad \tau \in \mathbb{R} \quad (2)$$

for some  $\alpha > 0$ . This type of autocorrelation function includes short-term or middle-term memory in the correlation pattern of the volatility. Then the spectral density of  $\sigma_t^2$  is given by the formula

$$\Gamma(\omega) = \frac{1}{2\pi} \int_{\mathbb{R}} \gamma(\tau) \exp(-j\omega\tau) d\tau = \frac{1}{2\pi} \frac{2D\alpha}{\omega^2 + \alpha^2}$$

where  $j = \sqrt{-1}$ . The spectral density  $\Gamma(\omega)$  is rewritten as

$$\Gamma(\omega) = \frac{1}{2\pi} \left| \frac{H(j\omega)}{F(j\omega)} \right|^2 \quad \omega \in \mathbb{R}$$

where  $H(j\omega) = \sqrt{2D\alpha}$  and  $F(j\omega) = j\omega + \alpha$ . Notice now that

$$\Phi(s) = \frac{H(s)}{F(s)} \quad s \in \mathbb{C}$$

represents the transfer function of some stationary linear system; this system is furthermore stable as the root of  $F(s)$  is in the left half-plane of the complex variable  $s$ . Recalling that  $1/2\pi$  is the spectral density of a white noise of intensity 1, we come to the conclusion that  $\sigma_t^2$  may be considered as the response of the filter whose transfer function is  $\Phi(s)$ , to a white noise with unit intensity. The differential equation describing such a filter is

$$\dot{u}(t) + \alpha u(t) = \sqrt{2D\alpha} w(t)$$

where  $w(t)$  and  $u(t)$  are respectively the input and the output of the filter. Set  $x_t = u(t)$ , then the process  $\sigma_t^2$ —denoted  $x_t$  in the following—solves the SDE

$$dx_t = -\alpha x_t dt + \sqrt{2D\alpha} d\tilde{W}_t \quad (3)$$

with reflection at 0 so as to assure the positivity;  $\tilde{W} = (\tilde{W}_t)_{t \in \mathbb{R}_+}$  is a Wiener process, and  $W$  and  $\tilde{W}$  are independent. We shall freely call (3) our stochastic volatility model.

\*École Supérieure d'Électricité, Department of Signal Processing and Electronic Systems, 3 rue Joliot Curie, Plateau de Moulon, 91192 Gif sur Yvette, France. Tel/Fax: 0033 1 6985 1428/1429 Email: hana.baili@supelec.fr

### 3 Filtering

Now we consider the filtering problem associated to the couple  $(x_t, y_t)$ : we have noisy nonlinear observations of  $x_t$ , the  $\mathbb{R}$ -valued discrete-time process of returns  $(y_n)_{n=1,2,\dots}$  indexed at irregularly spaced instants  $t_1, t_2, \dots$ . The observation times are assumed to be rigorously determined. The observations process is related to the state process  $(x_t)_{t \in \mathbb{R}_+}$  via the conditional distribution

$$\mathbb{P}\{y_n \in \Gamma | y_1, \dots, y_{n-1}, (x_t : 0 \leq t \leq t_n)\} \quad n \geq 1$$

for  $\Gamma$  a Borel-measurable set from  $\mathbb{R}$ . For homogeneity of notation we set  $t_0 = 0$  so that  $y_{n=0} = y_{t=0} = 0$ . Now look at the distribution above and recall that  $y_n = y(t_n)$  and that the process  $y_t$  solves the SDE

$$dy_t = \left(\mu - \frac{x_t}{2}\right) dt + \sqrt{x_t} dW_t \quad y_0 = 0 \quad (4)$$

This is (1) where  $\sigma_t$  is denoted  $\sqrt{x_t}$ . For  $t \geq t_{n-1}$

$$y_t = y_{n-1} + \int_{t_{n-1}}^t \left(\mu - \frac{x_s}{2}\right) ds + \int_{t_{n-1}}^t \sqrt{x_s} dW_s \quad (5)$$

and thus

$$\begin{aligned} \mathbb{P}\{y_n \in \Gamma | y_1, \dots, y_{n-1}, (x_t : 0 \leq t \leq t_n)\} = \\ \mathbb{P}\{y_n \in \Gamma | y_{n-1}, (x_t : t_{n-1} \leq t \leq t_n)\} \end{aligned}$$

Given a sample path of  $(x_t)_{t_{n-1} \leq t \leq t_n}$  and the observation  $y_{n-1}$ ,  $(y_t)_{t_{n-1} \leq t \leq t_n}$  is a Markov process with state space  $\mathbb{R}$  satisfying (5). This leads to the central concept of this section: the Fokker-Planck equation [3]. The domain of the Fokker-Planck operator for the return,

$$\mathbf{FP}p(t, y) = \left(\frac{x_t}{2} - \mu\right) \frac{\partial p}{\partial y}(t, y) + \frac{x_t}{2} \frac{\partial^2 p}{\partial y^2}(t, y),$$

is the set of probability density functions  $p(t, y)$  satisfying: for any  $t \geq 0$  such that  $x_t \neq 0$ ,  $p(t, y)$  must be null as  $y \rightarrow \pm\infty$ . This is absorption on the boundary of  $\mathbb{R}$ , the state space of the return. Then, given a sample path of  $(x_t)_{t_{n-1} \leq t \leq t_n}$  and the observation  $y_{n-1}$ , the distribution density of  $y_t$  solves the Fokker-Planck equation

$$\frac{\partial p}{\partial t}(t, y) = \mathbf{FP}p(t, y) \quad t_{n-1} < t \leq t_n \quad (6)$$

with the initial condition  $p(t_{n-1}, y) = \delta(y - y_{n-1})$ . The formal solution of the above partial differential equation is

$$p(t, y) = \exp\{(t - t_{n-1})\mathbf{FP}\} p(t_{n-1}, y)$$

Since  $\mathbf{FP}$  is a sum of two non commuting operators, the exponential operator  $\exp\{(t - t_{n-1})\mathbf{FP}\}$  cannot be expressed as simple products of terms involving each of these. Nevertheless, the solution of the Fokker-Planck equation is obtained using the Trotter product formula [4]. For two arbitrary operators  $A$  and  $B$

$$\exp\{t(A + B)\} = \lim_{n \rightarrow \infty} \left( \exp\left\{\frac{t}{n}A\right\} \exp\left\{\frac{t}{n}B\right\} \right)^n$$

Then the solution of (6) is

$$p(t, y) = \lim_{n \rightarrow \infty} \left( \exp\left\{\frac{\rho(t - t_{n-1})}{n} \frac{d}{dy}\right\} \exp\left\{\frac{\epsilon(t - t_{n-1})}{n} \frac{d^2}{dy^2}\right\} \right)^n \delta(y - y_{n-1})$$

where

$$\rho = \frac{x_t}{2} - \mu \quad \epsilon = \frac{x_t}{2}$$

For algebraic manipulations we use the integral representation of the delta function and write the solution of (6) as

$$p(t, y) = \lim_{n \rightarrow \infty} \Theta^n \frac{1}{2\pi} \int_{z \in \mathbb{R}} \exp\{-jzy\} \exp\{jzy_{n-1}\}$$

where

$$\Theta = \exp\left\{\frac{\rho(t - t_{n-1})}{n} \frac{d}{dy}\right\} \exp\left\{\frac{\epsilon(t - t_{n-1})}{n} \frac{d^2}{dy^2}\right\}$$

We claim that

$$\exp\left\{\frac{\epsilon(t - t_{n-1})}{n} \frac{d^2}{dy^2}\right\} \exp\{-jzy\} = \exp\left\{-\frac{\epsilon(t - t_{n-1})}{n} z^2 - jzy\right\}$$

$$\exp\left\{\frac{\rho(t - t_{n-1})}{n} \frac{d}{dy}\right\} \exp\{-jzy\} = \exp\left\{-\frac{\rho(t - t_{n-1})}{n} jz - jzy\right\}$$

Therefore

$$\Theta \exp\{-jzy\} = \exp\left\{-\frac{\epsilon(t - t_{n-1})}{n} z^2 - \frac{\rho(t - t_{n-1})}{n} jz - jzy\right\}$$

$$\Theta^n \exp\{-jzy\} = \exp\left\{-\epsilon(t - t_{n-1})z^2 - \rho(t - t_{n-1})jz - jzy\right\}$$

and thus

$$p(t, y) = \frac{1}{2\pi} \int_{z \in \mathbb{R}} \exp\left\{-\epsilon(t - t_{n-1})z^2 + jz[-y + y_{n-1} - \rho(t - t_{n-1})]\right\}$$

Let  $X$  be a Gaussian random variable with mean  $\bar{x}$  and variance  $\bar{v}$ . Let  $\psi(u)$ ,  $u \in \mathbb{R}$ , be its characteristic function, i.e.

$$\begin{aligned} \psi(u) &= \mathbb{E}[\exp\{juX\}] \\ &= \frac{1}{\sqrt{2\pi\bar{v}}} \int_{-\infty}^{+\infty} \exp\{juz\} \exp\left\{-\frac{(z - \bar{x})^2}{2\bar{v}}\right\} dz \\ &= \exp\left\{j\bar{x}u - \frac{\bar{v}u^2}{2}\right\} \end{aligned}$$

Then

$$p(t, y) = \frac{1}{2\sqrt{\pi\epsilon(t-t_{n-1})}} \psi(-y + y_{n-1} - \rho(t-t_{n-1}))$$

with

$$\bar{x} = 0 \quad \bar{v} = \frac{1}{2\epsilon(t-t_{n-1})}$$

and hence we obtain for  $t_{n-1} \leq t \leq t_n$

$$p(t, y) = \frac{1}{\sqrt{2\pi x_t(t-t_{n-1})}} \times \exp\left\{-\frac{[-y + y_{n-1} + (\mu - \frac{x_t}{2})(t-t_{n-1})]^2}{2x_t(t-t_{n-1})}\right\}$$

### 3.1 Conditional density characterization: the optimal filter

The optimal estimate—in a sense of the mean square—of  $f(x_t)$  given the observations  $y_1, \dots, y_{n-1}$  up to time  $t$  is the conditional expectation

$$\mathbb{E}[f(x_t)|y_1, \dots, y_{n-1}] \quad t_{n-1} \leq t < t_n \quad n \geq 1$$

for all reasonable functions  $f$  on  $\mathbb{R}_+$ . We assume that  $\mathbb{P}\{x_t \leq x|y_1, \dots, y_{n-1}\}$  possesses a density with respect to the Lebesgue measure  $\lambda$  on  $\mathbb{R}_+$ :

$$\Pi_{x_t|y_1, \dots, y_{n-1}}(x) = \frac{d\mathbb{P}\{x_t \leq x|y_1, \dots, y_{n-1}\}}{\lambda(dx)}$$

Now look at the SDE (3), the Fokker-Planck operator for  $x_t$  is

$$\mathbf{FP}p(x) = \alpha p(x) + \alpha x p'(x) + D\alpha p''(x)$$

The domain of this operator is the set of distribution densities  $p(x)$  on  $\mathbb{R}_+$  satisfying

$$p'(0) = 0$$

This is due to the reflection of the process  $x_t$  on the boundary  $\{0\}$  of its phase space  $\mathbb{R}_+$ .

It follows that the posterior distribution density  $\Pi_{x_t|y_1, \dots, y_{n-1}}(t, x)$  for  $t_{n-1} \leq t < t_n$ ,  $n \geq 1$ , solves the Fokker-Planck equation

$$\frac{\partial p}{\partial t}(t, x) = \mathbf{FP}p(t, x) \quad t_{n-1} < t < t_n$$

i.e.

$$\frac{\partial p}{\partial t}(t, x) = \alpha p(t, x) + \alpha x \frac{\partial p}{\partial x}(t, x) + D\alpha \frac{\partial^2 p}{\partial x^2}(t, x) \quad t_{n-1} < t < t_n \quad (7)$$

with the initial condition

$$p(t_{n-1}, x) = \Pi_{x(t_{n-1})|y_1, \dots, y_{n-1}}(x) \quad (8)$$

and the boundary condition

$$\frac{\partial p}{\partial x}(t, 0) = 0 \quad (9)$$

This is a static relation for  $x = 0$ , i.e., it holds for any  $t \in [t_{n-1}, t_n]$ .

At each observation instant  $t_n$ ,  $n \geq 1$ ,  $\Pi_{x(t_n)|y_1, \dots, y_n}(x)$  solves the Bayes rule

$$\Pi_{x(t_n)|y_1, \dots, y_n}(x) \propto \Pi_{x(t_{n-1})|y_1, \dots, y_{n-1}}(x) \Pi_{y_n|y_1, \dots, y_{n-1}, x(t_n)=x}(y_n) \quad (10)$$

where

$$\Pi_{y_n|y_1, \dots, y_{n-1}, x(t_n)=x}(y_n) = \frac{1}{\sqrt{2\pi x(t_n-t_{n-1})}} \times \exp\left\{-\frac{[-y_n + y_{n-1} + (\mu - \frac{x}{2})(t_n-t_{n-1})]^2}{2x(t_n-t_{n-1})}\right\}$$

and  $\Pi_{x(t_n)|y_1, \dots, y_{n-1}}(x)$  is the solution of (7-9) as  $t \uparrow t_n$ .

## 4 Identification

It follows from (4) that the variation process  $[y]_t$  of  $y_t$  is given by

$$[y]_t = \int_0^t x_s ds$$

thus

$$[y]_{t_n} - [y]_{t_{n-1}} = \int_{t_{n-1}}^{t_n} x_s ds \quad n = 1, 2, \dots$$

On the other hand, so long as every duration between two successive observations is small, the following approximation holds

$$[y]_{t_n} \approx \sum_{i=1}^n (y_i - y_{i-1})^2$$

Thus

$$\int_{t_{n-1}}^{t_n} x_s ds \approx (y_n - y_{n-1})^2$$

i.e., the couple of series below coincide approximatively

$$S = \left\{ \int_{t_{n-1}}^{t_n} x_s ds \right\}_{n=1,2,\dots} \quad S' = \{(y_n - y_{n-1})^2\}_{n=1,2,\dots}$$

and so do their autocorrelation functions. The following is the computation of the autocorrelation function for  $S$ , i.e., the

series of aggregations of the instantaneous volatility on the observation intervals. To do this we need to have  $t_n - t_{n-1} = \delta$  for each  $n = 1, 2, \dots$  and as mentioned above  $\delta$  must be small (we set  $\delta = 1$  time unit). Then for  $k = 1, 2, \dots$

$$\mathbb{E} \left[ \int_{t_{n-1}}^{t_n} x_u du \times \int_{t_{n-k-1}}^{t_{n-k}} x_v dv \right] = \int_{t_{n-1}}^{t_n} \int_{t_{n-k-1}}^{t_{n-k}} \gamma(u-v) du dv$$

If we replace  $\gamma$  by its expression in (2), we obtain the following formula for  $k = 1, 2, \dots$

$$\mathbb{E} \left[ \int_{t_{n-1}}^{t_n} x_u du \times \int_{t_{n-k-1}}^{t_{n-k}} x_v dv \right] = \quad (11)$$

$$\frac{D}{\alpha^2} (\exp\{-\alpha\delta(k-1)\} - 2\exp\{-\alpha\delta k\} + \exp\{-\alpha\delta(k+1)\})$$

It follows that  $D$  and  $\alpha$  may be obtained by least squares of the difference between the autocorrelation function of  $S'$ , calculated from the observations, and the autocorrelation function given by formula (11).

The following gives an approximation for the drift parameter  $\mu$  in (1).

$$y_n - y_{n-1} = \int_{t_{n-1}}^{t_n} \left( \mu - \frac{x_s}{2} \right) ds + \int_{t_{n-1}}^{t_n} \sqrt{x_s} dW_s$$

implies that

$$\mathbb{E} [y_n - y_{n-1}] = \mu \delta - \frac{1}{2} \mathbb{E} \left[ \int_{t_{n-1}}^{t_n} x_s ds \right]$$

But

$$\int_{t_{n-1}}^{t_n} x_s ds \approx (y_n - y_{n-1})^2$$

thus

$$\mathbb{E} [y_n - y_{n-1}] \approx \mu \delta - \frac{1}{2} \mathbb{E} [(y_n - y_{n-1})^2]$$

i.e.

$$\mu \approx \frac{1}{\delta} \left( \mathbb{E} [y_n - y_{n-1}] + \frac{1}{2} \mathbb{E} [(y_n - y_{n-1})^2] \right) \quad (12)$$

The daily price of the Hang Seng index of the market of Hong Kong is observed during 3191 successive trading days from 1995 to 2007. This is plotted in Figure 1. Figure 2 shows the daily returns

$$y_n - y_{n-1} = \log \left( \frac{S_{t_n}}{S_{t_{n-1}}} \right) \quad n = 1, \dots, 3190$$

For the approximation of the drift  $\mu$  in (12) we get  $5.4008e - 004$ . The second order moment  $D$  and the rate  $\alpha$  that give a good fitting between the autocorrelation function of  $S$  and its empirical approximation are  $3.5926e - 007$  and  $0.0857$  respectively. The SDE (3) for the stochastic volatility of the stock is thus calibrated, and we now go back to filtering.

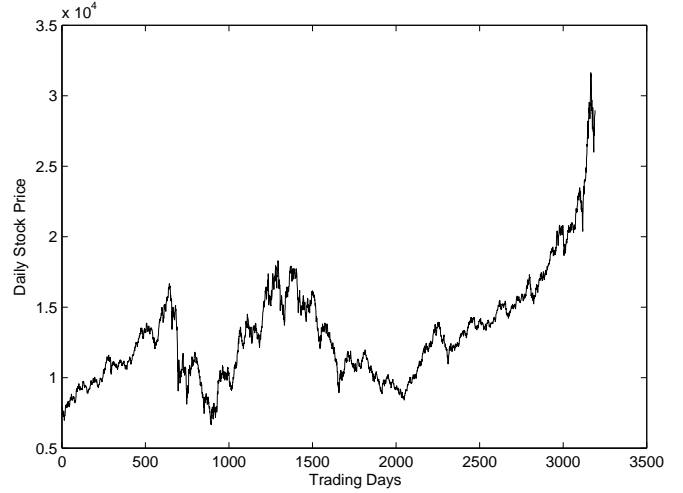


Figure 1:

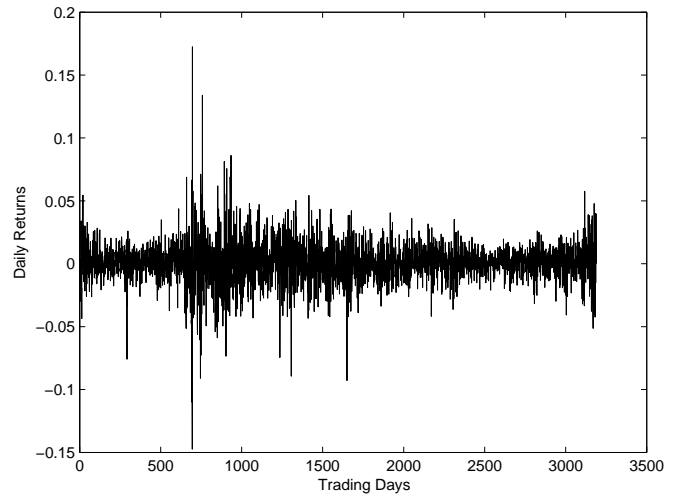


Figure 2:

## 5 A Monte-Carlo particle filter

The true filter (7-10) which is optimal in a mean square sense involves a resolution of the Fokker-Planck equation. Both analytic and numerical solutions for this partial differential equation are computationally intractable. This drives us to an alternative Monte-Carlo filter [5]. We wish to approximate the posterior distribution as a weighted sum of random Dirac measures: for  $\Gamma$  a Borel-measurable set from  $\mathbb{R}_+$

$$\mathbb{P}\{x_t \in \Gamma | y_1, \dots, y_{n-1}\} \approx \sum_{k=1}^K w_k \epsilon_{\xi_k}(\Gamma) \quad t_{n-1} \leq t < t_n \quad n \geq 1$$

where the particles  $\xi_k$  are independent identically distributed random variables with “the same” law as  $x_t$ ; these particles are indeed samples drawn from the Euler discretization of the SDE (3). Here we use the well known Euler scheme since there isn't a significant gain with more sophisticated discretization schemes.

Then, for any function  $f$  on  $\mathbb{R}_+$

$$\mathbb{E}[f(x_t) | y_1, \dots, y_{n-1}] \approx \sum_{k=1}^K w_k f(\xi_k) \quad t_{n-1} \leq t < t_n \quad n \geq 1$$

The weights  $\{w_k\}_{k=1, \dots, K}$  are updated only as and when an observation  $y_n$  proceeds, each one according to the likelihood of its corresponding particle, i.e., at each observation time  $t_n$

$$w_k = \frac{\prod_{y_n | y_1, \dots, y_{n-1}, x(t_n) = \xi_k}(y_n)}{\sum_{\ell=1}^K \prod_{y_n | y_1, \dots, y_{n-1}, x(t_n) = \xi_\ell}(y_n)}$$

where  $\{\xi_k\}_{k=1, \dots, K}$  are samples with the same law as  $x(t_n)$ .

Besides sampling, there may be (importance) resampling at each observation time: the set of particles is updated for removing particles with small weights and duplicating those with important weights. We simulate  $K$  new iid random variables according to the distribution

$$\sum_{k=1}^K w_k \epsilon_{\xi_k}$$

Obviously, the new particles have new weights and thus give a new approximation for the posterior distribution. On the other hand, these new particles are used to initialize the Euler discretization scheme for the next sampling.

The following is the remainder of implementation details of the Monte-Carlo particle filter.

- Number of particles:  $K = 1000$
- Time step of the Euler discretization: 0.01 time unit

- Since the distribution of the initial volatility  $x_0$  is not available in practice, let us take a uniform distribution on  $[0, 1]$ ; its density satisfies the imposed condition (9).

The sample path of the square root volatility (in percent) of the Heng Seng index price is displayed in Figure 3. This sample path exhibits relatively high volatilities that are clustered together round the 697th trading day; this corresponds to the Asian financial crisis of October 1997.

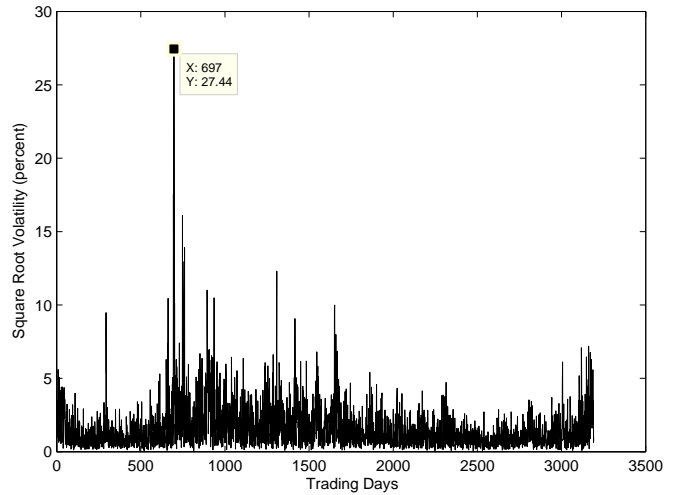


Figure 3:

## 6 Conclusion

Probabilistic management of uncertainty in dynamical systems is proposed when illustrated on an application from financial engineering: volatility estimation. We consider the volatility as a stochastic process and construct a filter that is recursive and pathwise in the observations; these two aspects are designated by the term online (or real-time) filtering. The filter output is thus one—and only one—particular sample path of the volatility process. Besides, the main feature that makes online particle filtering possible is analytic resolution of a Fokker-Planck equation. It is worth noting that our method does not need any effort to transform data, for example, to take off seasonality. The conformity between the implementation result—within a low simulation cost—and some practical issues prove to my satisfaction the performance of the method.

**Acknowledgement.** I am grateful to Professor Sana Louhichi for her stimulating interest and many discussions motivating the research.

## References

- [1] Pugachev, V.S., Sinityn, I.N., *Stochastic Systems, Theory and Applications*, John Wiley & Sons, 1987.

- [2] Baili, H., "Uncertainty management for estimation in dynamical systems," *IEEE Asia Pacific Conference on Circuits and Systems*, Singapore, pp. 1992-1995, 12/06
- [3] Gardiner, C.W., *Handbook of Stochastic Methods for Physics, Chemistry and the Natural Sciences*, Second Edition, Springer-Verlag, 1985.
- [4] Valsakumar, M.C., "Solution of Fokker-Planck equation using Trotter's formula," *Journal of Statistical Physics*, V32, N3, pp. 545-553, 09/83
- [5] Baili, H., Snoussi, H., "Stochastic Filtering with Networked Sensing," *IEEE 70th Vehicular Technology Conference*, Anchorage, Alaska, CD-ROM Proceedings, 09/09