

Wavefront Synthesis in a Reverberation Chamber: Experimental Results

Andrea Cozza, Florian Monsef

*Pôle Physique et Ingénierie de l'Electromagnétisme
GeePs (UMR 8507), Université Paris Saclay*

The TREC recipe in a nutshell: a) a weakly lossy diffusive environment (e.g., a reverberation chamber), b) a single source, with no special features and c) a scanning system for sampling Green's functions over a surface.



Fig. 1 : The robot optimized to weakly perturbate a reverberation chamber in the GHz range. On the right, a detail showing the electro-optic probe.

First automated validation. Goals: a) to assess how strongly the generated wavefronts contrast with the diffusive background, b) their reproductibility and c) their ability to generate spatially resolved EM stress.

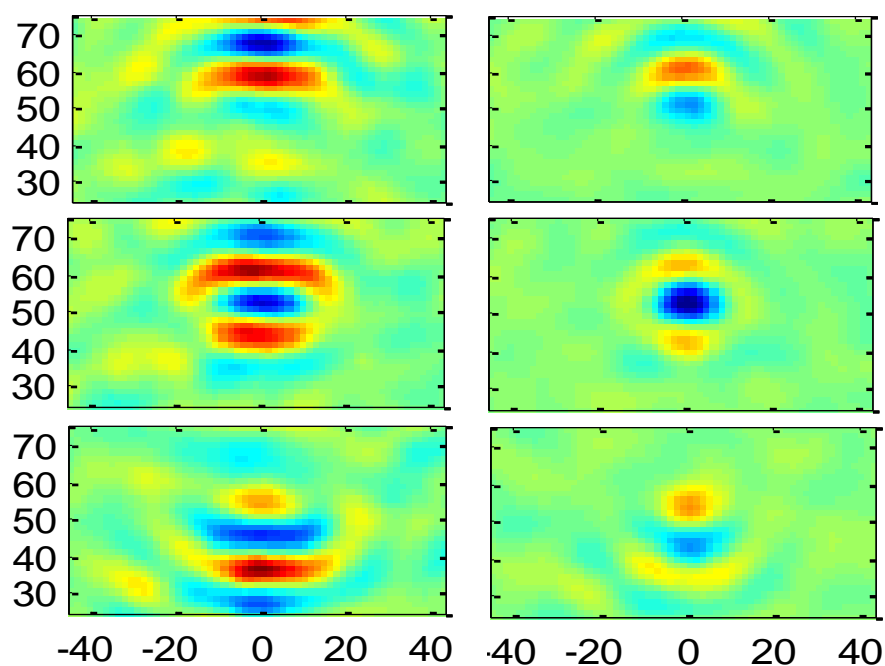


Fig. 2 : Wavefronts sampled at three time instants over a vertical plane, as they approach and leave the focal region (top to bottom): an example of local planar excitation (left column) and one limited by diffraction.

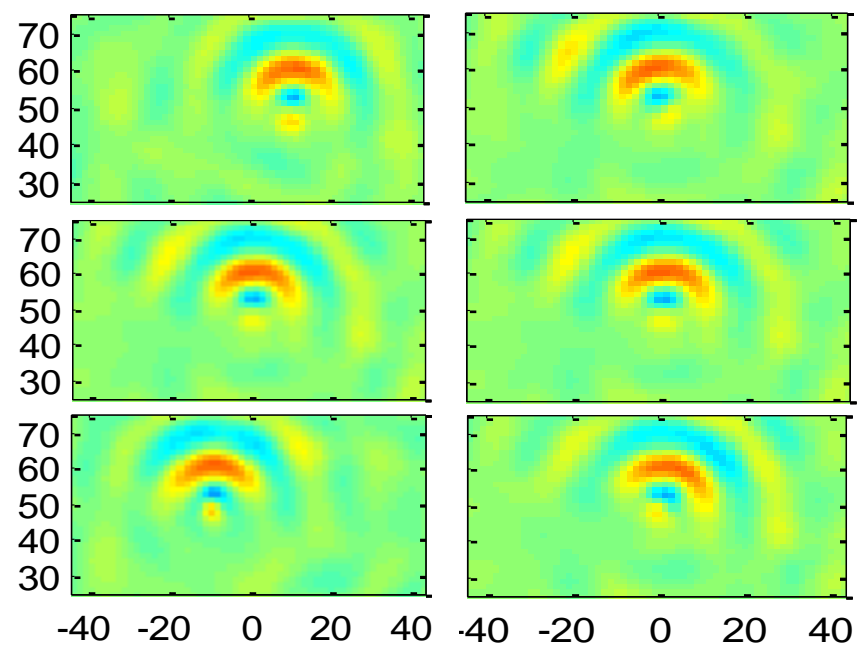


Fig. 3 : Testing the wavefront repeatability after translation (left column) and rotation (right column).

Observations: a) stable wavefronts against translation and rotation, b) good level of contrast (> 20 dB), c) good polarization control.

Applications : a promising application currently developed is imaging coupling paths in metallic shields. An example is shown below.

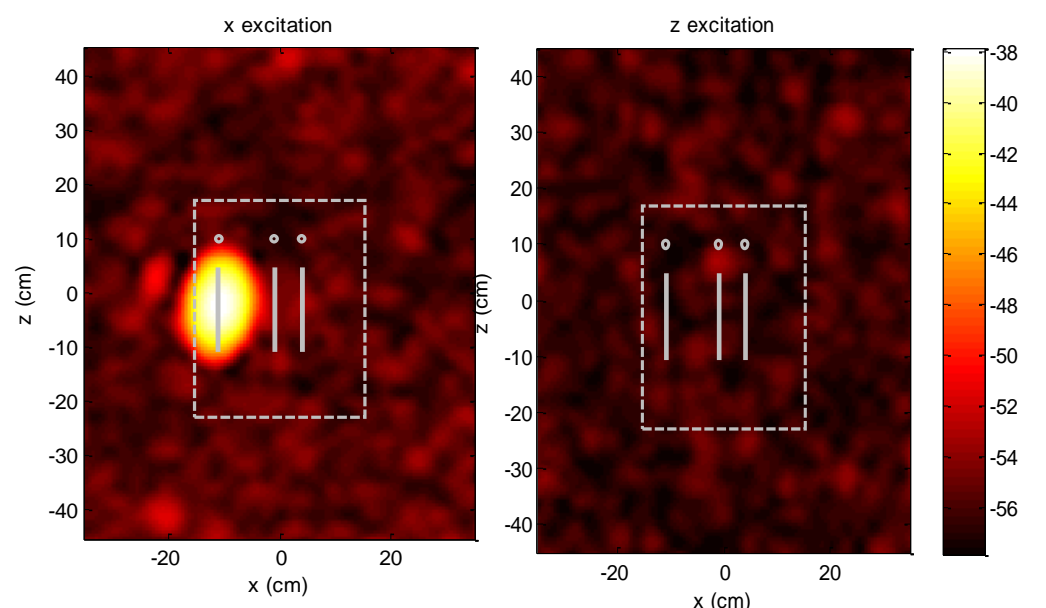


Fig. 4 : A transmission image of a slotted metal box, showing the position of a slot and its sensitivity to polarization. Moving focal spots were used in order to generate it.

References

- [1] A. Cozza, *Physical Review E* **80**, 5 (2009)
- [2] A. Cozza, H. Moussa, *IET Electronics Letters* **45**, 25 (2009)
- [3] A. Cozza, *IET Electronics Letters* **46**, 9 (2010)
- [4] A. Cozza, H. Moussa, *WO 2010/112763*, (2010)
- [5] A. Cozza, *IEEE Transactions on Antennas and Propagation* **60**, 8 (2012)
- [6] P. Meton et al, *EuCAP, Goteborg* (2013)