



Robust ANMF Detection in Noncentered Impulsive Background

Joana Frontera-Pons, Jean-Philippe Ovarlez, Frederic Pascal

► **To cite this version:**

Joana Frontera-Pons, Jean-Philippe Ovarlez, Frederic Pascal. Robust ANMF Detection in Noncentered Impulsive Background. IEEE Signal Processing Letters, Institute of Electrical and Electronics Engineers, 2017, 24 (12), pp.1891 - 1895. 10.1109/LSP.2017.2763784 . hal-01692403

HAL Id: hal-01692403

<https://hal-centralesupelec.archives-ouvertes.fr/hal-01692403>

Submitted on 26 Feb 2020

HAL is a multi-disciplinary open access archive for the deposit and dissemination of scientific research documents, whether they are published or not. The documents may come from teaching and research institutions in France or abroad, or from public or private research centers.

L'archive ouverte pluridisciplinaire **HAL**, est destinée au dépôt et à la diffusion de documents scientifiques de niveau recherche, publiés ou non, émanant des établissements d'enseignement et de recherche français ou étrangers, des laboratoires publics ou privés.

Robust ANMF detection in non-centered impulsive background

Joana Frontera-Pons, Jean-Philippe Ovarlez, *Member, IEEE*, and Frédéric Pascal, *Senior Member, IEEE*

Abstract—When accounting for heterogeneity and non-Gaussianity of real data, elliptically symmetric distributions provide reliable models for background characterization. Today, although non-Gaussian models are assumed for background modeling and detectors design, the parameters estimation is usually performed using classical Gaussian-based estimators. Through this non-Gaussian assumption, this paper highlights the fact that robust estimation procedures are an interesting alternative to classical methods and can bring some great improvement to the detection process. The goal of this paper is to extend well-known detection methodologies to non-Gaussian framework, when the statistical mean is non-null and unknown. Furthermore, a theoretical closed-form expression for false-alarm regulation is derived and the Constant False Alarm Rate property is pursued to allow the detector to be independent of nuisance parameters. The experimental validation is conducted on simulations.

Index Terms—Elliptical distributions, M -estimation, robustness, adaptive target detection, false alarm regulation.

I. INTRODUCTION

MOST of the classical target detection methods are derived under Gaussian assumption and need for the statistical characterization of the background usually through the first and second order parameters (i.e. the mean vector and the covariance matrix). However, in many applications, the actual response of a detector to the background pixels differs from the theoretically expected Gaussian distribution. The empirical distribution may have heavier tails compared to the theoretical distribution, and these tails strongly influence the observed false-alarm rate of the detector.

One of the most general and acknowledged models for background statistics characterization is the family of Elliptically Contoured distributions, originally introduced by Kelker in [1] and extended to the complex case in [2]. They account for non-Gaussianity by providing a long tailed alternative to the multivariate Normal model.

Although elliptical distributions have already been introduced for background modeling, the parameters estimation is often performed using classical Gaussian based estimators; for example the covariance matrix, is generally determined by the Sample Covariance Matrix (SCM) and the mean vector with the Sample Mean Vector (SMV): $\hat{\boldsymbol{\mu}}_{SMV} = \frac{1}{N} \sum_{i=1}^N \mathbf{x}_i$, $\hat{\boldsymbol{\Sigma}}_{SCM} = \frac{1}{N} \sum_{i=1}^N (\mathbf{x}_i - \hat{\boldsymbol{\mu}})(\mathbf{x}_i - \hat{\boldsymbol{\mu}})^H$. Indeed,

these classical estimators correspond to the Maximum Likelihood Estimators (MLE) for Gaussian assumption. However, they lead to sub-optimal detection schemes when the noise is a non-Gaussian process. When working on the elliptical distributions framework, the model can be used to evaluate the robustness of statistical procedures and to derive alternative robust estimators of the parameters [3], [4]. Robust location and scatter M -estimators were firstly introduced as a generalization of the MLE. Up until now, they have been widely studied in statistics literature [5], [6], [7] and have been used in several signal processing applications, such as radar detection [8]. When the underlying distribution is unknown, M -estimators provide an alternative approach for robust parameter estimation of elliptical populations. These can then be used as plug-in estimators (two-step Generalized Likelihood Ratio Test (GLRT)) in place of the unknown mean vector and covariance matrix. This allows to obtain robust properties for target detection schemes derived under the Gaussian assumption. We note that the use of robust methods for target detection schemes is an essential design requirement due to the occurrence of impulsive environments and outliers in real scenarios. The detector's performance has been analyzed over simulations and real data in [9] and it is reviewed in the Section IV-B.

The main contributions presented in this work are the joint estimation of the covariance matrix and the mean vector of the data in robust estimation framework, and their associated Constant False Alarm Rate (CFAR) adaptive detection test. More precisely, a theoretical closed-form expression for false-alarm regulation is derived in Proposition III.1. We will show that the proposed detection method jointly used with robust estimates allow not only to overcome the heterogeneity and non-Gaussianity but also to reach the same performance than the conventional detector on homogeneous Gaussian background.

In the following, vectors (resp. matrices) are denoted by bold-faced lowercase letters (resp. uppercase letters). H represents the Hermitian operator (transpose conjugate). \sim means “distributed as”, $\stackrel{d}{=}$ stands for “shares the same distribution as”, \xrightarrow{d} denotes the convergence in distribution. \mathbf{I}_m is the $m \times m$ identity matrix, j is the imaginary unit and $\Re(\mathbf{y})$ represents the real part of the complex vector \mathbf{y} .

II. ELLIPTICAL DISTRIBUTIONS

In this section, we present the class of complex elliptically contoured distributions [2], (see [10] for a complete review).

Definition II.1. A m -dimensional random complex vector \mathbf{z} has a complex elliptical (CE) distribution if its characteristic

J. Frontera-Pons is with CEA, Service d'Astrophysique - SEDI, F-91190 Gif-sur-Yvette, France (e-mail: joana.frontera-pons@cea.fr).

J.-P. Ovarlez is with ONERA, DEMR/TSI, Chemin de la Hunière, F-91120 Palaiseau, France (e-mail: jean-philippe.ovarlez@onera.fr).

F. Pascal is with L2S, Centrale-Supélec, F-91190 Gif-sur-Yvette, France (e-mail: frederic.pascal@centralesupelec.fr).

function is of the form:

$$\Phi_{\mathbf{z}}(\mathbf{c}) = \exp(j \Re(\mathbf{c}^H \boldsymbol{\mu})) \phi(\mathbf{c}^H \boldsymbol{\Sigma} \mathbf{c}) \quad (1)$$

for some function $\phi: \mathbb{R}^+ \rightarrow \mathbb{R}$, called characteristic generator, a positive semidefinite matrix $\boldsymbol{\Sigma}$, called scatter matrix and $\boldsymbol{\mu} \in \mathbb{C}^m$ the location vector. We shall write $\mathbf{z} \sim \mathcal{CE}(\boldsymbol{\mu}, \boldsymbol{\Sigma}, \phi)$.

From $\mathbf{z} \sim \mathcal{CE}(\boldsymbol{\mu}, \boldsymbol{\Sigma}, \phi)$, it does not follow that \mathbf{z} has a probability density function (p.d.f) $f_{\mathbf{z}}(\cdot)$. If it exists, then it has the form:

$$f_{\mathbf{z}}(\mathbf{z}) = |\boldsymbol{\Sigma}|^{-1} h_m((\mathbf{z} - \boldsymbol{\mu})^H \boldsymbol{\Sigma}^{-1} (\mathbf{z} - \boldsymbol{\mu})) \quad (2)$$

where h_m is any function such as (2) defines a p.d.f. in \mathbb{C}^m . The function h_m is usually called *density generator* and it is assumed to be only approximately known. In this case we may write $\mathcal{CE}(\boldsymbol{\mu}, \boldsymbol{\Sigma}, h_m)$ instead of $\mathcal{CE}(\boldsymbol{\mu}, \boldsymbol{\Sigma}, \phi)$. The scatter matrix $\boldsymbol{\Sigma}$ describes the shape and orientation of the elliptical equidensity contours. If the second-order moment exists, then $\boldsymbol{\Sigma}$ reflects the structure of the covariance matrix \mathbf{M} , i.e. the covariance matrix is equal to the scatter matrix up to a scalar constant $\boldsymbol{\Sigma} = \gamma \mathbf{M}$. Note that while the scatter matrix is always defined up to a scalar constant, the covariance matrix does not exist for some CE distributions (e.g. Cauchy distribution). We are interested in the information contained in the structure of the matrix, but not on its scale. The class of elliptical distributions includes a large number of well-known distributions, as for instance the multivariate Gaussian [11], the K -distribution [12] or the multivariate t -distribution [2].

Let us now review some robust procedures particularly suited for estimating the scatter matrix and the mean vector of elliptical populations.

A. M -Estimators

When the density generator h_m is unknown, M -estimators provide an alternative approach for robust parameter estimation of elliptical populations. They have been introduced in this context as a generalization of MLE. Assume $\mathbf{z}_1, \mathbf{z}_2, \dots, \mathbf{z}_N$ an independent and identically distributed (i.i.d.) sample from a $\mathcal{CE}(\boldsymbol{\mu}, \boldsymbol{\Sigma}, h_m)$ with $N > m$. The complex M -estimators of location and scatter are defined as the joint solutions of:

$$\hat{\boldsymbol{\mu}}_N = \frac{\sum_{i=1}^N u_1(t_i) \mathbf{z}_i}{\sum_{i=1}^N u_1(t_i)}, \quad \hat{\boldsymbol{\Sigma}}_N = \frac{1}{N} \sum_{i=1}^N u_2(t_i^2) (\mathbf{z}_i - \hat{\boldsymbol{\mu}}) (\mathbf{z}_i - \hat{\boldsymbol{\mu}})^H, \quad (3)$$

where $t_i = ((\mathbf{z}_i - \hat{\boldsymbol{\mu}})^H \hat{\boldsymbol{\Sigma}}^{-1} (\mathbf{z}_i - \hat{\boldsymbol{\mu}}))^{1/2}$ and $u_1(\cdot), u_2(\cdot)$ denote any real-valued *weighting functions* on the quadratic form t_i . Remark that t_i^2 here is nothing but the Mahalanobis distance and the main purpose of $u_1(\cdot)$ and $u_2(\cdot)$ is to attenuate high contributions of this distance (outliers rejection). The choice of $u_1(\cdot)$ and $u_2(\cdot)$ does not need to be related to a particular elliptical distribution and therefore, M -estimators constitute a wide class of estimates that includes the MLE for the particular case $u_1(t) = -h'_m(t^2)/h_m(t^2)$ and $u_2(t^2) = u_1(t)$. Existence and uniqueness have been proven in the real case, provided functions $u_1(\cdot), u_2(\cdot)$ satisfy a set of general assumptions stated by Maronna [6]. Ollila has shown

in [13] that these conditions hold also in the complex case. The solutions $(\hat{\boldsymbol{\mu}}_N, \hat{\boldsymbol{\Sigma}}_N)$ are estimates for the parameters $(\boldsymbol{\mu}, \boldsymbol{\Sigma}_0)$ where:

$$\boldsymbol{\Sigma}_0 = \mathbb{E} [u_2[(\mathbf{z} - \boldsymbol{\mu})^H \boldsymbol{\Sigma}_0^{-1} (\mathbf{z} - \boldsymbol{\mu})] (\mathbf{z} - \boldsymbol{\mu}) (\mathbf{z} - \boldsymbol{\mu})^H]. \quad (4)$$

For elliptical distributions, the implicit equation (4) admits a solution $\boldsymbol{\Sigma}_0$ and one has: $\boldsymbol{\Sigma} = \sigma \boldsymbol{\Sigma}_0$.

Hence, σ is obtained solving the following equation given in [14] and recapped here. Multiplying (4) by $\boldsymbol{\Sigma}_0^{-1}$ and taking trace yields:

$$\mathbb{E} [\psi_2(\sigma |\mathbf{t}|^2)] = m \quad (5)$$

where $\mathbf{t} \sim \mathcal{CE}(\mathbf{0}, \mathbf{I}_m)$ and $\psi_2(s) = su_2(s)$.

We present now an example of M -estimators of location and scatter.

Fixed Point Estimators: The Fixed Point Estimators (FPE) firstly introduced in [15], satisfy the following implicit equations:

$$\hat{\boldsymbol{\mu}}_{FPE} = \frac{\sum_{i=1}^N \frac{\mathbf{z}_i}{\left((\mathbf{z}_i - \hat{\boldsymbol{\mu}}_{FPE})^H \hat{\mathbf{M}}_{FPE}^{-1} (\mathbf{z}_i - \hat{\boldsymbol{\mu}}_{FPE}) \right)^{1/2}}}{\sum_{i=1}^N \frac{1}{\left((\mathbf{z}_i - \hat{\boldsymbol{\mu}}_{FPE})^H \hat{\mathbf{M}}_{FPE}^{-1} (\mathbf{z}_i - \hat{\boldsymbol{\mu}}_{FPE}) \right)^{1/2}}}, \quad (6)$$

$$\hat{\mathbf{M}}_{FPE} = \frac{m}{N} \sum_{i=1}^N \frac{(\mathbf{z}_i - \hat{\boldsymbol{\mu}}_{FPE}) (\mathbf{z}_i - \hat{\boldsymbol{\mu}}_{FPE})^H}{\left((\mathbf{z}_i - \hat{\boldsymbol{\mu}}_{FPE})^H \hat{\mathbf{M}}_{FPE}^{-1} (\mathbf{z}_i - \hat{\boldsymbol{\mu}}_{FPE}) \right)}, \quad (7)$$

which are the particular cases of (3) for $u_1(t) = t^{-1}$ and $u_2(t^2) = m t^{-2}$. They are specified by fixed point equations and can be easily computed using a recursive algorithm. If the limit of the algorithm exists, it must be a solution. Although, the theoretical convergence of the procedure has not been proven, the empirical behavior is suitable. For the scale-only problem, the covariance matrix FPE has been widely investigated in statistics and signal processing literature [16], [3].

The main results on the statistical properties of $\hat{\mathbf{M}}_{FPE}$ are recalled for elliptical distribution framework (when $\boldsymbol{\mu}$ is assumed to be known): $\hat{\mathbf{M}}_{FPE}$ is a consistent and unbiased estimate of $\boldsymbol{\Sigma}$; its asymptotic distribution is Gaussian and its covariance matrix is fully characterized in [17]; for N sufficiently large, $\hat{\mathbf{M}}_{FPE}$ behaves as a Wishart matrix with $\frac{m}{m+1} N$ degrees of freedom (see [16] for details). Remark that the distribution of $\hat{\mathbf{M}}_{FPE}$ does not depend on the true underlying elliptical distribution. In order to establish consistency and asymptotic normality, the population distribution cannot be too heavily concentrated around the center. Consistency and asymptotic distribution of $\hat{\mathbf{M}}_{FPE}$ are demonstrated for the joint location-scatter estimation in the real case in [15]. For identification purposes, one may define a normalization constraint on the matrix estimate, e.g. $\text{Tr}(\hat{\mathbf{M}}_{FPE}) = m$ where $\text{Tr}(\cdot)$ denotes the trace operator.

B. Asymptotic distribution of the M -estimators

Let us specify the asymptotic distribution of the M -estimators. Assume $\mathbf{z}_1, \mathbf{z}_2, \dots, \mathbf{z}_N$ an i.i.d. sample from a

$\mathcal{CE}(\boldsymbol{\mu}, \boldsymbol{\Sigma}, h_m)$. Then, one has:

$$\sqrt{N}(\hat{\boldsymbol{\Sigma}}_N - \boldsymbol{\Sigma}_0) \xrightarrow{d} \mathcal{CN}\left(\mathbf{0}, \nu_1 (\boldsymbol{\Sigma}_0^T \otimes \boldsymbol{\Sigma}_0) + \nu_2 \text{vec}(\boldsymbol{\Sigma}_0) \text{vec}(\boldsymbol{\Sigma}_0)^H\right),$$

with:

$$\nu_1 = \frac{\mathbb{E}[\psi_2^2(\sigma t^2)]}{m(m+1)(1 + [m(m+1)]^{-1} \mathbb{E}[\sigma t^2 \psi_2'(\sigma t^2)])^2}, \quad (8)$$

$$\nu_2 = \frac{\mathbb{E}[(\psi_2(\sigma t) - m\sigma)^2]}{(m + \mathbb{E}[\sigma t^2 \psi_2'(\sigma t^2)])^2} - \frac{\nu_1}{m}, \quad (9)$$

where $\nu_1 > 0$ and $\nu_2 \geq -\frac{\nu_1}{m}$ and σ solves Eq. (5).

Remark that the classical SCM verifies the previous conditions under Gaussian assumption taking $\nu_1 = 1$ and $\nu_2 = 0$. These results were investigated in [6], [14] firstly in the real case, and extended to the complex case in [10], [18] when the mean vector is completely known.

III. MAIN RESULTS

In non-Gaussian context, the Adaptive Normalized Matched Filter (ANMF) detector takes advantage of its invariance properties and delivers better results than the other Gaussian-based detectors, such as the Adaptive Matched Filter (AMF) and the Kelly test, [19]. If the background does not fulfill the Gaussian hypothesis, the detector performance can be deteriorated, increasing the false-alarm rate. To account for heterogeneity and non-Gaussianity of the background, a possible way is to use of the ANMF test built with robust estimates. If some *a priori* knowledge of the noise statistics (e.g., K-distribution, t-distribution, etc.) is available, then $\boldsymbol{\Sigma}$ and $\boldsymbol{\mu}$ should be estimated by the MLE $\hat{\boldsymbol{\Sigma}}$ and $\hat{\boldsymbol{\mu}}$ of the assumed elliptical model. When there is no reliable statistical information on secondary data, they are assumed to be i.i.d. random samples from an unknown CE distribution. Then, practically any robust *M*-estimator could be used in the detector scheme. For heavy-tailed non-Gaussian background robustness of the selected *M*-estimator is perhaps the most important design criterion.

ANMF built with robust estimates

We replace the covariance matrix and the mean vector by robust *M*-estimators of scatter and location as they are consistent estimators of the covariance matrix up to a positive scalar and the mean vector within the class of CE distributions (two-step GLRT). Thus, the ANMF for both the mean vector and the covariance matrix estimation takes the form

$$\Lambda_{ANMF, \hat{\boldsymbol{\Sigma}}, \hat{\boldsymbol{\mu}}} = \frac{|\mathbf{p}^H \hat{\boldsymbol{\Sigma}}_N^{-1} (\mathbf{x} - \hat{\boldsymbol{\mu}}_N)|^2}{(\mathbf{p}^H \hat{\boldsymbol{\Sigma}}_N^{-1} \mathbf{p}) \left((\mathbf{x} - \hat{\boldsymbol{\mu}}_N)^H \hat{\boldsymbol{\Sigma}}_N^{-1} (\mathbf{x} - \hat{\boldsymbol{\mu}}_N) \right)} \stackrel{\mathcal{H}_1}{\geq} \lambda \stackrel{\mathcal{H}_0}{\leq} \lambda \quad (10)$$

where $\hat{\boldsymbol{\mu}}_N$ and $\hat{\boldsymbol{\Sigma}}_N$ stand for any couple of *M*-estimators and where *N* stresses the dependency with the number of secondary data. Note that the ANMF falls into the class of homogeneous functions $H(\cdot)$ of degree 0, i.e. the resulting detector does not depend on the scale factor of the matrix. When robust *M*-estimators are used jointly with the ANMF,

the false-alarm can be regulated according to the following proposition.

Proposition III.1. *The theoretical relationship between the PFA and the threshold for the ANMF, built with *M*-estimators of location and scatter $\hat{\boldsymbol{\mu}}_N$ and $\hat{\boldsymbol{\Sigma}}_N$, is given by:*

$$PFA_{ANMF, \hat{\boldsymbol{\Sigma}}, \hat{\boldsymbol{\mu}}} = (1 - \lambda)^{a-1} {}_2F_1(a, a-1; b-1; \lambda), \quad (11)$$

with $a = \sigma_1(N-1) - m + 2$ and $b = \sigma_1(N-1) + 2$, where *N* is the number of secondary data and *m* the dimension of the vectors. σ_1 is related to the particular choice of *M*-estimators and is obtained according to:

$$\sigma_1 = \frac{\mathbb{E}[\psi_2^2(\sigma t^2)]}{m(m+1)(1 + [m(m+1)]^{-1} \mathbb{E}[\sigma t^2 \psi_2'(\sigma t^2)])^2}. \quad (12)$$

Proof: The ‘‘PFA-threshold’’ relationship for the ANMF detector is perfectly known in Gaussian context and when the used estimators are the SMV and a Wishart matrix obtained with the SCM. The ‘‘PFA-threshold’’ is derived in [20] and is recalled here:

$$PFA_{ANMF, \hat{\boldsymbol{\Sigma}}, \hat{\boldsymbol{\mu}}} = (1 - \lambda)^{a-1} {}_2F_1(a, a-1; b-1; \lambda), \quad (13)$$

where $a = (N-1) - m + 2$ and $b = (N-1) + 2$ and ${}_2F_1(\cdot)$ is the hypergeometric function [21]. The statistical behavior of the *M*-estimators has been described in Section II-B. It has been shown that, for *N* large enough, *M*-estimators statistically behave as Wishart distributed matrices. Therefore, their distribution rely on the asymptotic variance of the considered *M*-estimators, σ_1 , detailed above. Compared with the classical SCM-SMV, the only change is the correction factor σ_1 acting on $(N-1)$. For the general case of *M*-estimators, the relationship in Eq. (13) is verified for *N* large enough replacing $N-1$ by $(N-1)/\sigma_1$.

This allows to give an approximated ‘‘PFA-threshold’’ relationship for the *M*-estimators and for functions in the class of homogeneous functions of degree 0 (as it is the case for the ANMF). Indeed, we note that the test statistic in Eq. (10) stays the same if one substitutes $\hat{\boldsymbol{\Sigma}}$ by $\hat{\boldsymbol{\Sigma}}/\text{Tr}(\hat{\boldsymbol{\Sigma}})$. Thus, for *N* sufficiently large, the ‘‘PFA-threshold’’ relationship is given by Proposition III.1. This function only depends on the size *m* of the vectors and on the number *N* of secondary data used for the estimation stage as well as the asymptotic variance σ_1 of the considered *M*-estimators. ■

Note that the variance of the mean estimator will not affect the distribution as it appears both at the numerator and the denominator and subsequently, it disappears.

Although FPE do not belong to the class of *M*-estimators λ (as they do not satisfy the conditions of Maronna [6]), these results can also be extended to the FPE. The approximated ‘‘PFA-threshold’’ is obtained replacing in Eq. (13) $N-1$ by $\frac{m}{m+1}(N-1)$ as $\sigma_1 = \frac{m+1}{m}$ which is an extension of [22] for unknown mean vector.

The CFAR property of this detector in any heterogeneous and/or non-Gaussian background is reached when the FPE are used. On the other hand, as the background is non-Gaussian and/or heterogeneous, the statistical distribution of the ANMF

built with the SCM estimate cannot be predicted by Eq. (13), but it will surely vary with the background. The ANMF built with any M -estimators (and particularly FPE) does overcome the non-Gaussianity and/or heterogeneity of the data. This implies, thanks to the properties of the CE distributions, that the detector behaves according to the same distribution regardless of the true CE, i.e., it is distribution-free (see [23]). In addition, the asymptotic variance σ_1 , which is always greater than 1, quantifies the loss of performance for the detector over optimality in Gaussian distributed background. Despite this small loss in Gaussian case, M -estimators bring robustness to the detection scheme and allow for false-alarm regulation within the class of CE distributions. The improvement pointed for false alarm regulation leads to a better performance in terms of probability of detection. Notably, the SNR required to detect a target can be considerably decreased.

IV. SIMULATIONS

In this section, we validate the theoretical analysis on simulated data. Firstly, false alarm regulation is analyzed for different scenarios. Then, the performance of the different detection schemes is compared in terms of probability of detection.

A. False Alarm Regulation

The experiments have been realized over a K -distribution with shape parameter $\nu = 0.5$ for $m = 10$ dimensional vectors, $N = 50$ secondary data and the computations have been made through 10^6 Monte-Carlo trials. The true covariance is chosen as a Toeplitz matrix whose entries are $\Sigma_{i,j} = \rho^{|i-j|}$ and where $\rho = 0.4$. The mean vector is arbitrarily set to have all entries equal to $(3 + 4j)$. Under a K -distribution, as shown on Fig. 1, the theoretical ‘‘PFA-threshold’’ relationship in Eq. (11) is in perfect agreement with the Monte-Carlo simulations for the FPE, while for the SCM-SMV, the theoretical ‘‘PFA-threshold’’ relationship in Eq. (13) is not valid anymore (since the Gaussian assumption is not respected anymore). We have left the theoretical ‘‘PFA-threshold’’ relationship for Gaussian estimators (black curve) for information.

It is worth pointing out that on both Gaussian and K -distribution contexts, the false alarm regulation for the FPE leads to the same results. Thus, the curve just depends on the size of the vector m and on the number of secondary data N . This fact emphasizes the maximal invariance obtained with the ANMF built with the FPE, i.e. the distribution of the detector under only background hypothesis remains the same for all different impulsive distributions within the class of CE distributions. This has been referred to as the CFAR property: one of the most attractive properties of the ANMF (FPE) detector is its distribution invariance to the true matrix (CFAR-matrix), to the true mean vector (CFAR-mean) and to the underlying distribution itself (CFAR texture), i.e. the distribution of the detector remains the same even for impulsive distributions and for different parameters of the corresponding distributions. This CFAR texture property is highlighted in Fig. 2. The experiments were conducted for $m = 3$ with $N = 21$ secondary data and the computations have been

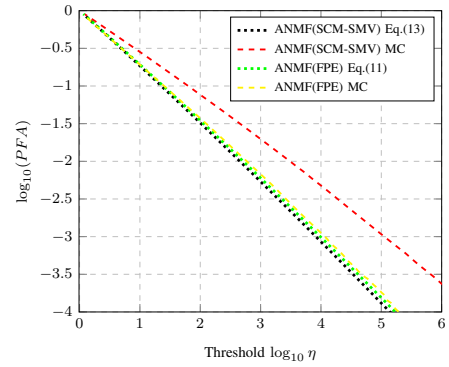


Fig. 1: PFA versus threshold for the ANMF under a K -distribution with shape parameter $\nu = 0.3$ for $m = 10$ and $N = 50$ when (1) the SCM-SMV are used (red and black curves) (2) Proposition III.1: the FPE are used (yellow and green curves)

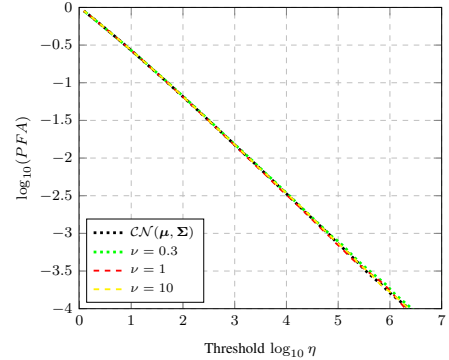


Fig. 2: PFA versus threshold for the ANMF under a Gaussian distribution with $m = 3$ and $N = 21$ for the FPE for different underlying distributions Gaussian and K -distribution with shape parameter ν .

made through 10^6 Monte-Carlo trials for different impulsive distributions. Note that the detector behaves according to the same distribution regardless of the true elliptical distribution. However, this is the case only for the FPE and not for the other M -estimators.

B. Performance Evaluation

The classical SCM-SMV are compared to the robust M -estimators (*Huber's* M -estimators [5], Student M -estimators [10] and FPE) in terms of probability of detection for the ANMF detection test. In addition, we plot the results for the classical Gaussian detector analyzed in [20]. The experiments were conducted on K -distributed vectors with shape parameter $\nu = 0.1$, dimension $m = 10$ and $N = 50$. Firstly, one sets the probability of false alarm to a specific value, $PFA = 10^{-3}$. Then, the threshold is adjusted to reach the desired PFA, according to the false alarm regulation curves described above. The SNR is obtained according to $SNR = |\alpha^2| \mathbf{p}^H \Sigma^{-1} \mathbf{p}$. Hence, one can add artificial targets with steering vector \mathbf{p} and the variation on the amplitude α will lead to the different SNR values. The artificial targets signature used for the simulations is the unity vector $\mathbf{p} = [1, \dots, 1]^T$

which corresponds to the non-prior approach that does not introduce any information into the detector. When data follow a multivariate K -distribution, the detector delivering the best performance results is the ANMF built with the robust M -estimators, notably with the FPE see Fig. 3. The performances obtained with classical SMV-SCM estimates are deteriorated for small SNR values. The target may be blurred in highly impulsive background. The required SNR is slightly smaller for the ANMF (FPE) detector for a given PD compared to the other M -estimators. Note that the classical Gaussian-based detectors, the AMF and the Kelly test, are not suited for non-Gaussian background and need for a higher SNR. For instance, for $PD = 0.5$, the required SNR for the ANMF(FPE) is 8 dBs lower than for the ANMF (SMV-SCM) and more than 20 dBs smaller compared to the classical AMF and Kelly detectors.

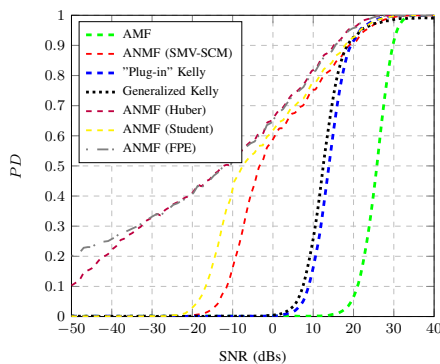


Fig. 3: Probability of detection for different SNR values and $PFA = 10^{-3}$ in non-Gaussian environment.

V. CONCLUSION

We have detailed the class of elliptically symmetric distributions as a general model for background characterization. Elliptical distributions account for heterogeneity and long tail distributions. Once established that real data can not fit a multivariate Normal distribution, the use of the Gaussian maximum likelihood estimates (SCM and SMV) do not provide the optimal parameter estimation. We propose the use of robust estimates for the mean vector and the covariance matrix. We have described the M -estimators, notably the FPE. The joint estimation of both parameters is a new challenging problem that opens many unknowns and it will be further investigated. We introduce here the use of these estimates on classical detection method. For false alarm regulation purposes, we have derived the theoretical relationship to set the proper threshold for a fixed probability of false alarm. Finally, we have validated the theoretical analysis over simulations. We conclude that the robust estimation tools presented in this paper offer a versatile alternative to Gaussian estimates. We remark that proposed M -estimators in Gaussian environment are capable of reaching the same results as the SCM and SMV. On the other hand, they outperform the classical estimation methods in case of non-Gaussian impulsive noise. This adaptability and their robustness make them suitable estimates in most scenarios and suggests its use in signal processing applications where

covariance matrix and mean vector are unknown and have to be estimated from the background.

REFERENCES

- [1] D. Kelker, "Distribution theory of spherical distributions and a location-scale parameter generalization," *Sankhyā: The Indian Journal of Statistics, Series A*, pp. 419–430, 1970.
- [2] P. Krishnaiah and J. Lin, "Complex elliptically symmetric distributions," *Communications in Statistics-Theory and Methods*, vol. 15, no. 12, pp. 3693–3718, 1986.
- [3] F. Gini and M. V. Greco, "Covariance matrix estimation for CFAR detection in correlated heavy tailed clutter," *Signal Processing*, vol. 82, no. 12, pp. 1847–1859, December 2002.
- [4] E. Conte, A. De Maio, and G. Ricci, "Recursive estimation of the covariance matrix of a compound-Gaussian process and its application to adaptive CFAR detection," *Signal Processing, IEEE Transactions on*, vol. 50, no. 8, pp. 1908–1915, August 2002.
- [5] P. J. Huber, "Robust estimation of a location parameter," *The Annals of Mathematical Statistics*, vol. 35, no. 1, pp. 73–101, 1964.
- [6] R. A. Maronna, "Robust M -estimators of multivariate location and scatter," *Annals of Statistics*, vol. 4, no. 1, pp. 51–67, January 1976.
- [7] M. Bilodeau and D. Brenner, *Theory of multivariate statistics*. New York: Springer, 1999.
- [8] M. Mahot, F. Pascal, P. Forster, and J.-P. Ovarlez, "Robust ANMF test using huber's m -estimator," in *Sensor Array and Multichannel Signal Processing Workshop (SAM), 2012 IEEE 7th*. IEEE, 2012, pp. 373–376.
- [9] J. Frontera-Pons, J. P. Ovarlez, F. Pascal, and J. Chanussot, "Performance analysis of robust detectors for hyperspectral imaging," in *2013 IEEE International Geoscience and Remote Sensing Symposium-IGARSS*. IEEE, 2013, pp. 1067–1070.
- [10] E. Ollila, D. E. Tyler, V. Koivunen, and H. V. Poor, "Complex elliptically symmetric distributions: survey, new results and applications," *Signal Processing, IEEE Transactions on*, vol. 60, no. 11, pp. 5597–5625, 2012.
- [11] N. Goodman, "Statistical analysis based on a certain multivariate complex gaussian distribution (an introduction)," *The Annals of Mathematical Statistics*, vol. 34, no. 1, pp. 152–177, 1963.
- [12] E. Conte, M. Longo, and M. Lops, "Modelling and simulation of non-Rayleigh radar clutter," in *Radar and Signal Processing, IEE Proceedings F*, vol. 138, no. 2. IET, 1991, pp. 121–130.
- [13] E. Ollila and V. Koivunen, "Influence functions for array covariance matrix estimators," *Proc. IEEE Workshop on Statistical Signal Processing (SSP), ST Louis, MO*, pp. 445–448, October 2003.
- [14] D. E. Tyler, "Radial estimates and the test for sphericity," *Biometrika*, vol. 69, no. 2, pp. 429–436, 1982.
- [15] D. Tyler, "A distribution-free m -estimator of multivariate scatter," *The Annals of Statistics*, vol. 15, no. 1, pp. 234–251, 1987.
- [16] F. Pascal, P. Forster, J.-P. Ovarlez, and P. Larzabal, "Performance analysis of covariance matrix estimates in impulsive noise," *Signal Processing, IEEE Transactions on*, vol. 56, no. 6, pp. 2206–2217, June 2008.
- [17] —, "Theoretical analysis of an improved covariance matrix estimator in non-Gaussian noise," in *Acoustics, Speech and Signal Processing (ICASSP), 2005 IEEE International Conference on*, Philadelphia, March 2005, pp. 69–72.
- [18] M. Mahot, F. Pascal, P. Forster, and J. Ovarlez, "Asymptotic properties of robust complex covariance matrix estimates," *Signal Processing, IEEE Transactions on*, vol. 61, no. 13, pp. 3348–3356, 2013.
- [19] J.-P. Ovarlez, F. Pascal, and P. Forster, "Covariance matrix estimation in SIRV and elliptical processes and their applications in radar detection," in *Advanced Radar Detection Theory*, M. Greco and A. D. Maio, Eds. IET, 2015, ch. 8.
- [20] J. Frontera-Pons, F. Pascal, and J.-P. Ovarlez, "Adaptive nonzero-mean gaussian detection," *IEEE Transactions on Geoscience and Remote Sensing*, vol. 55, pp. 1117 – 1124, 2017.
- [21] M. E. Abramowitz et al., *Handbook of mathematical functions: with formulas, graphs, and mathematical tables*. Courier Dover Publications, 1964, vol. 55.
- [22] F. Pascal, J.-P. Ovarlez, P. Forster, and P. Larzabal, "On a SIRV-CFAR detector with radar experimentations in impulsive noise," in *Proc. of the European Signal Processing Conf.*, Florence, September 2006.
- [23] E. Ollila and D. E. Tyler, "Distribution-free detection under complex elliptically symmetric clutter distribution," in *Sensor Array and Multichannel Signal Processing Workshop (SAM), 2012 IEEE 7th*. IEEE, 2012, pp. 413–416.